



HTIP127

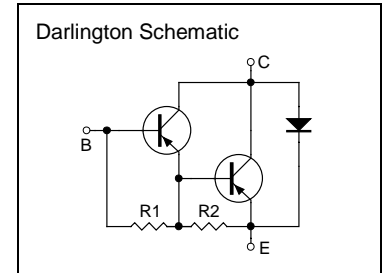
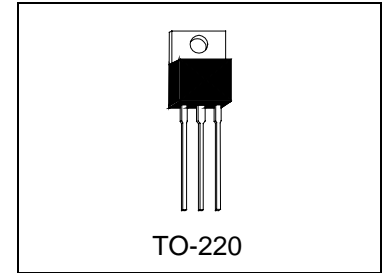
PNP EPITAXIAL PLANAR TRANSISTOR

Description

The HTIP127 is designed for use in general purpose amplifier and low-speed switching applications.

Absolute Maximum Ratings (T_A=25°C)

- Maximum Temperatures
 - Storage Temperature -55 ~ +150 °C
 - Junction Temperature +150 °C Maximum
- Maximum Power Dissipation
 - Total Power Dissipation (T_C=25°C) 65 W
 - Total Power Dissipation (T_A=25°C) 2 W
- Maximum Voltages and Currents
 - BV_{CBO} Collector to Base Voltage -100 V
 - BV_{CEO} Collector to Emitter Voltage -100 V
 - BV_{EBO} Emitter to Base Voltage -5 V
 - I_C Collector Current -5 A



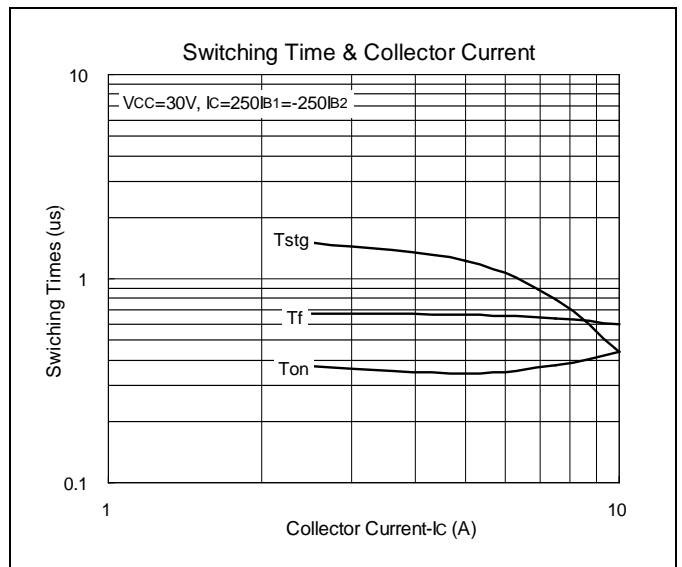
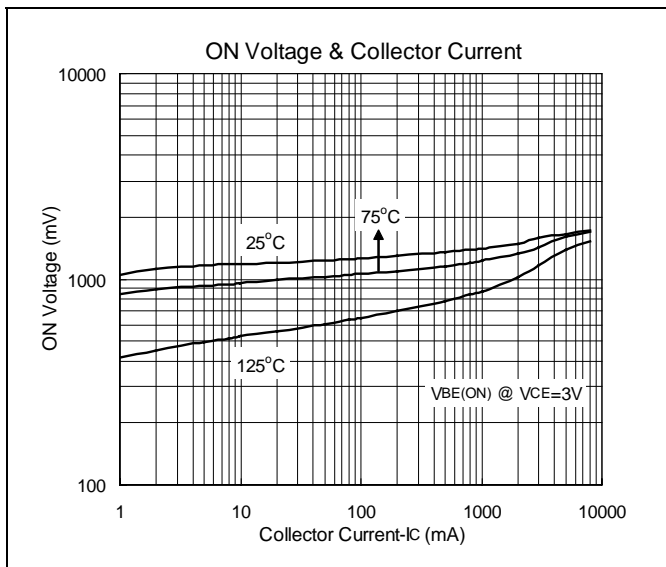
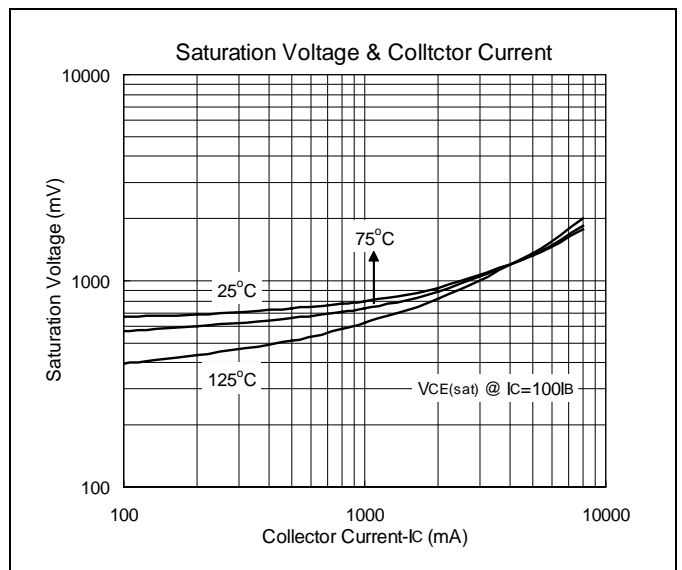
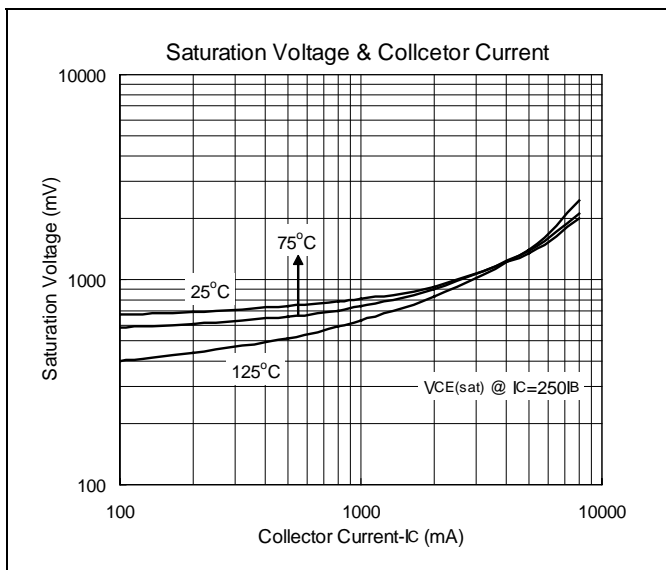
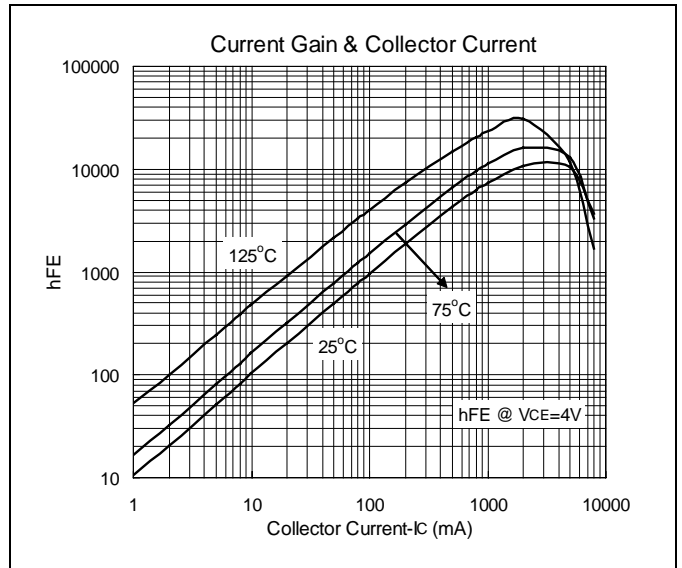
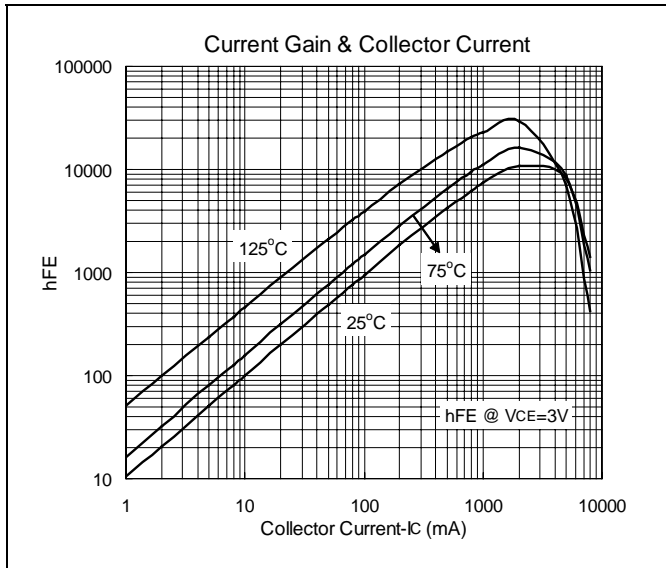
Electrical Characteristics (T_A=25°C)

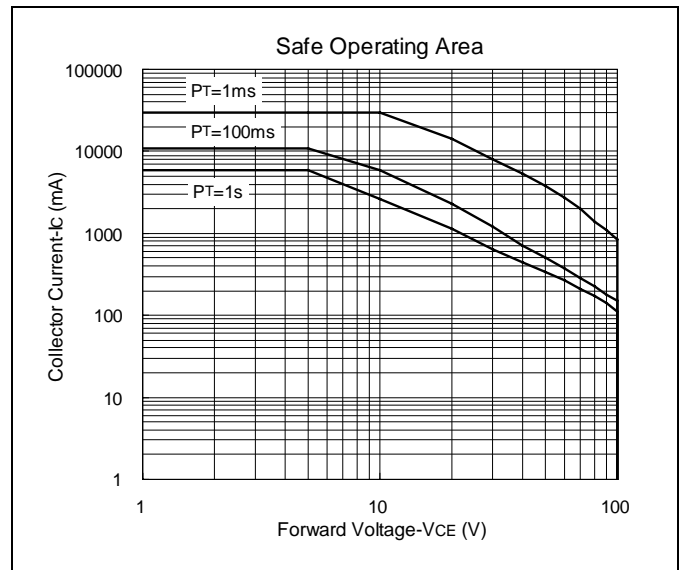
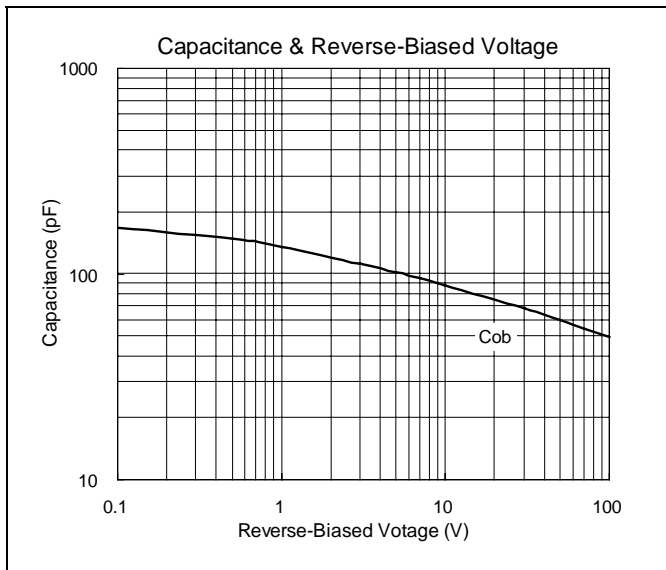
Symbol	Min.	Typ.	Max.	Unit	Test Conditions
BV _{CBO}	-100	-	-	V	I _C =-1mA, I _E =0
I _{CBO}	-	-	-200	uA	V _{CB} =-100V
I _{CEO}	-	-	-500	uA	V _{CE} =-50V
I _{EBO}	-	-	-2	mA	V _{EB} =-5V
*V _{CE(sat)1}	-	-	-2	V	I _C =-3A, I _B =-12mA
*V _{CE(sat)2}	-	-	-4	V	I _C =-5A, I _B =-20mA
*V _{BE(on)}	-	-	-2.5	V	I _C =-3A, V _{CE} =-3V
*h _{FE1}	1	-	-	K	I _C =-500mA, V _{CE} =-3V
*h _{FE2}	1	-	-	K	I _C =-3A, V _{CE} =-3V
Cob	-	-	300	PF	V _{CB} =-10V, f=0.1MHz

*Pulse Test: Pulse Width ≤380us, Duty Cycle ≤2%



Characteristics Curve







TO-220AB Dimension

3-Lead TO-220AB
 Plastic Package
 HSMC Package Code: E

Marking:

Pb Free Mark
 Pb-Free: "•" (Note)
 Normal: None

Date Code: 1 2 7 Control Code: H T I P

Note: Green label is used for pb-free packing
 Pin Style: 1.Base 2 & Tab.Collector 3.Emitter

Material:
 • Lead solder plating: Sn60/Pb40 (Normal), Sn/3.0Ag/0.5Cu or Pure-Tin (Pb-free)
 • Mold Compound: Epoxy resin family, flammability solid burning class: UL94V-0

DIM	Min.	Max.
A	5.58	7.49
B	8.38	8.90
C	4.40	4.70
D	1.15	1.39
E	0.35	0.60
F	2.03	2.92
G	9.66	10.28
H	-	*16.25
I	-	*3.83
J	3.00	4.00
K	0.75	0.95
L	2.54	3.42
M	1.14	1.40
N	-	*2.54
O	12.70	14.27
P	14.48	15.87

*: Typical, Unit: mm

Important Notice:

- All rights are reserved. Reproduction in whole or in part is prohibited without the prior written approval of HSMC.
- HSMC reserves the right to make changes to its products without notice.
- **HSMC semiconductor products are not warranted to be suitable for use in Life-Support Applications, or systems.**
- HSMC assumes no liability for any consequence of customer product design, infringement of patents, or application assistance.

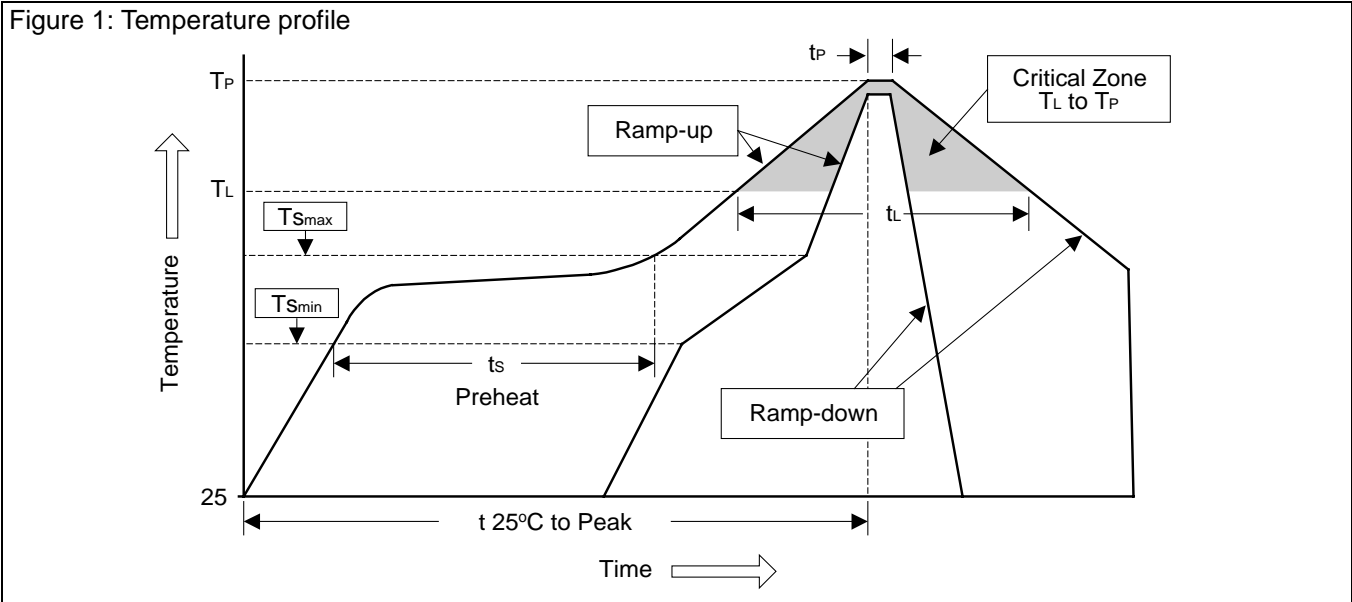
Head Office And Factory:

- **Head Office** (Hi-Sincerity Microelectronics Corp.): 10F., No. 61, Sec. 2, Chung-Shan N. Rd. Taipei Taiwan R.O.C.
 Tel: 886-2-25212056 Fax: 886-2-25632712, 25368454
- **Factory 1:** No. 38, Kuang Fu S. Rd., Fu-Kou Hsin-Chu Industrial Park Hsin-Chu Taiwan. R.O.C
 Tel: 886-3-5983621~5 Fax: 886-3-5982931



Soldering Methods for HSMC's Products

1. Storage environment: Temperature=10°C~35°C Humidity=65%±15%
2. Reflow soldering of surface-mount devices



Profile Feature	Sn-Pb Eutectic Assembly	Pb-Free Assembly
Average ramp-up rate (T_L to T_P)	$<3^{\circ}\text{C}/\text{sec}$	$<3^{\circ}\text{C}/\text{sec}$
Preheat		
- Temperature Min (T_{Smin})	100°C	150°C
- Temperature Max (T_{Smax})	150°C	200°C
- Time (min to max) (t_s)	60~120 sec	60~180 sec
T_{Smax} to T_L		
- Ramp-up Rate	$<3^{\circ}\text{C}/\text{sec}$	$<3^{\circ}\text{C}/\text{sec}$
Time maintained above:		
- Temperature (T_L)	183°C	217°C
- Time (t_L)	60~150 sec	60~150 sec
Peak Temperature (T_P)	240°C +0/-5°C	260°C +0/-5°C
Time within 5°C of actual Peak Temperature (t_p)	10~30 sec	20~40 sec
Ramp-down Rate	$<6^{\circ}\text{C}/\text{sec}$	$<6^{\circ}\text{C}/\text{sec}$
Time 25°C to Peak Temperature	<6 minutes	<8 minutes

3. Flow (wave) soldering (solder dipping)

Products	Peak temperature	Dipping time
Pb devices.	245°C ±5°C	5sec ±1sec
Pb-Free devices.	260°C +0/-5°C	5sec ±1sec